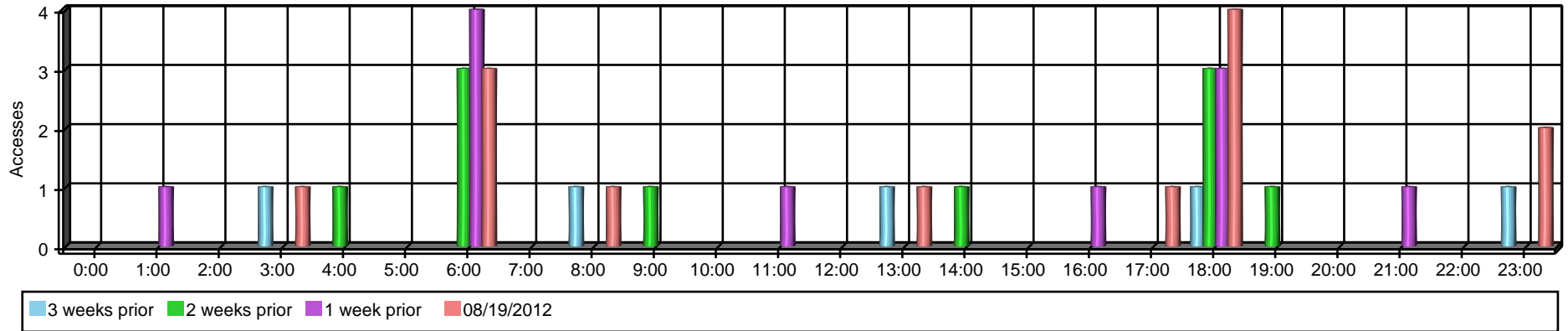


Trend Analysis by Hour



From 08/19/2012 To 08/22/2012

08/19/2012



08/19/2012

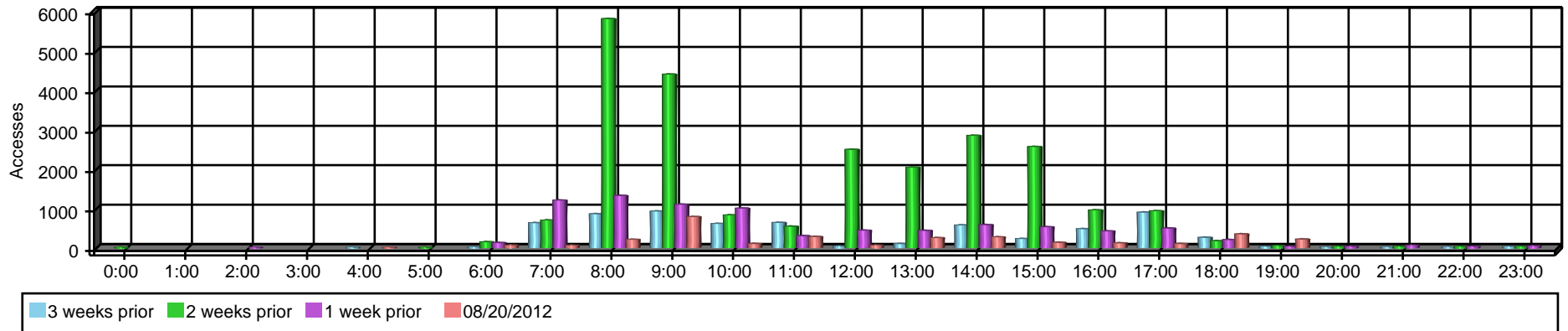
Hour of Day	Prior Max Accesses	Prior Min Accesses	Prior Average Accesses	Current Accesses	Percent Change
0:00	N/A	N/A	N/A	0	N/A
1:00	1	1	0	0	-100.00%
2:00	N/A	N/A	N/A	0	N/A
3:00	1	1	0	1	200.00%
4:00	1	1	0	0	-100.00%
5:00	N/A	N/A	N/A	0	N/A
6:00	4	3	2	3	28.57%
7:00	N/A	N/A	N/A	0	N/A
8:00	1	1	0	1	200.00%
9:00	1	1	0	0	-100.00%
10:00	N/A	N/A	N/A	0	N/A
11:00	1	1	0	0	-100.00%
12:00	N/A	N/A	N/A	0	N/A
13:00	1	1	0	1	200.00%
14:00	1	1	0	0	-100.00%
15:00	N/A	N/A	N/A	0	N/A
16:00	1	1	0	0	-100.00%
17:00	N/A	N/A	N/A	1	N/A
18:00	3	1	2	4	71.43%
19:00	1	1	0	0	-100.00%
20:00	N/A	N/A	N/A	0	N/A
21:00	1	1	0	0	-100.00%
22:00	N/A	N/A	N/A	0	N/A
23:00	1	1	0	2	500.00%
All Day:	4	1	8	13	50.00%

Trend Analysis by Hour



From 08/19/2012 To 08/22/2012

08/20/2012



08/20/2012

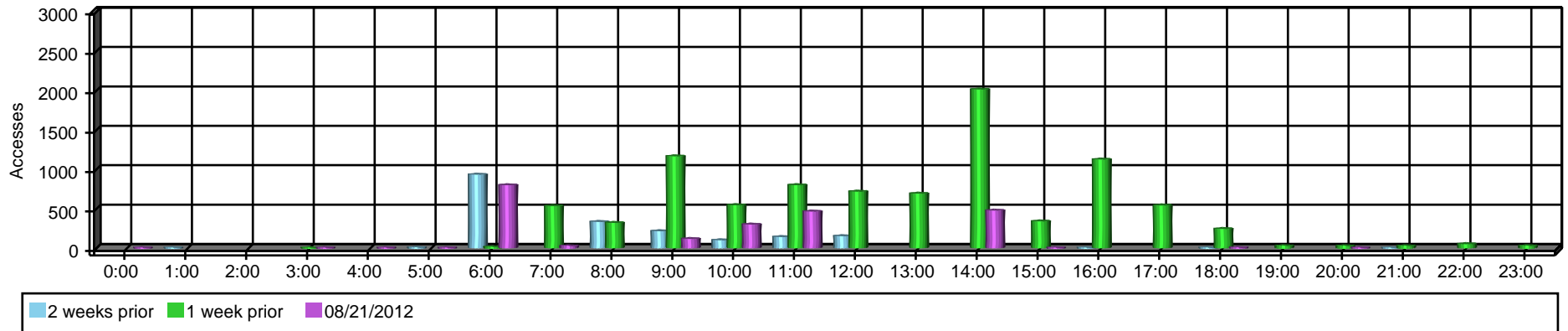
Hour of Day	Prior Max Accesses	Prior Min Accesses	Prior Average Accesses	Current Accesses	Percent Change
0:00	1	1	0	0	-100.00%
1:00	N/A	N/A	N/A	0	N/A
2:00	1	1	0	0	-100.00%
3:00	N/A	N/A	N/A	0	N/A
4:00	1	1	0	1	200.00%
5:00	1	1	0	0	-100.00%
6:00	146	12	94	61	-35.34%
7:00	1,203	629	843	57	-93.24%
8:00	5,807	856	2,661	207	-92.22%
9:00	4,399	925	2,140	784	-63.38%
10:00	1,000	610	812	100	-87.69%
11:00	636	299	491	278	-43.46%
12:00	2,490	33	987	59	-94.02%
13:00	2,038	98	856	250	-70.82%
14:00	2,846	572	1,332	270	-79.74%
15:00	2,562	227	1,105	130	-88.24%
16:00	954	420	617	118	-80.88%
17:00	932	492	773	99	-87.20%
18:00	258	170	209	345	64.55%
19:00	44	23	31	214	590.32%
20:00	27	10	20	0	-100.00%
21:00	57	10	29	0	-100.00%
22:00	25	11	19	0	-100.00%
23:00	40	22	28	0	-100.00%
All Day:	5,807	1	13,054	2,973	-77.23%

Trend Analysis by Hour



From 08/19/2012 To 08/22/2012

08/21/2012



08/21/2012

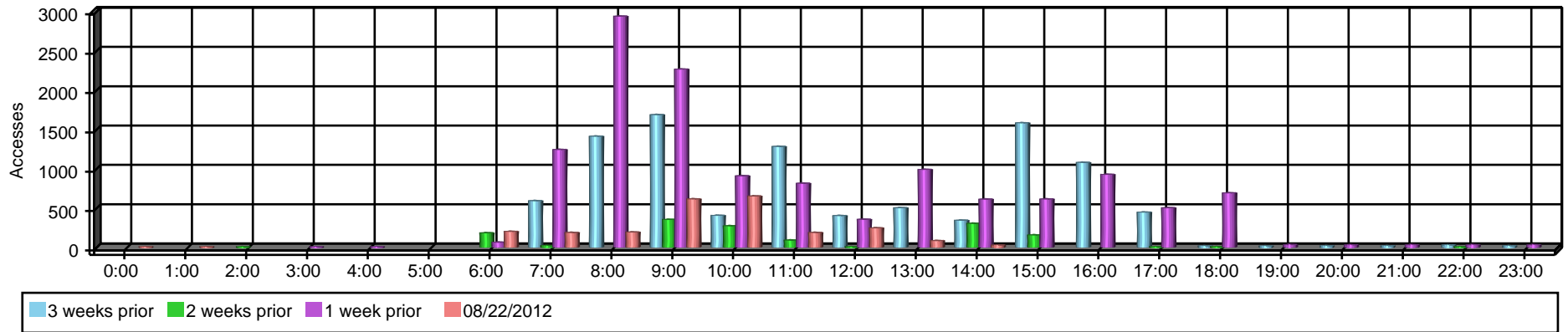
Hour of Day	Prior Max Accesses	Prior Min Accesses	Prior Average Accesses	Current Accesses	Percent Change
0:00	N/A	N/A	N/A	1	N/A
1:00	1	1	0	0	-100.00%
2:00	N/A	N/A	N/A	0	N/A
3:00	1	1	0	1	200.00%
4:00	N/A	N/A	N/A	1	N/A
5:00	5	5	1	1	-40.00%
6:00	933	12	315	799	153.65%
7:00	534	534	178	25	-85.96%
8:00	334	321	218	0	-100.00%
9:00	1,166	216	460	117	-74.60%
10:00	546	101	215	300	39.10%
11:00	800	142	314	465	48.09%
12:00	718	153	290	0	-100.00%
13:00	692	692	230	0	-100.00%
14:00	2,014	2,014	671	477	-28.95%
15:00	340	340	113	1	-99.12%
16:00	1,125	1	375	0	-100.00%
17:00	542	542	180	0	-100.00%
18:00	244	2	82	3	-96.34%
19:00	27	27	9	0	-100.00%
20:00	26	26	8	1	-88.46%
21:00	26	1	9	0	-100.00%
22:00	52	52	17	0	-100.00%
23:00	27	27	9	0	-100.00%
All Day:	2,014	1	3,700	2,192	-40.77%

Trend Analysis by Hour



From 08/19/2012 To 08/22/2012

08/22/2012



08/22/2012

Hour of Day	Prior Max Accesses	Prior Min Accesses	Prior Average Accesses	Current Accesses	Percent Change
0:00	N/A	N/A	N/A	1	N/A
1:00	N/A	N/A	N/A	1	N/A
2:00	1	1	0	0	-100.00%
3:00	1	1	0	0	-100.00%
4:00	1	1	0	0	-100.00%
5:00	N/A	N/A	N/A	0	N/A
6:00	180	61	80	198	146.47%
7:00	1,239	16	614	184	-70.05%
8:00	2,934	1,408	1,447	190	-86.87%
9:00	2,261	350	1,431	611	-57.30%
10:00	905	269	525	648	23.35%
11:00	1,278	87	725	184	-74.62%
12:00	399	1	250	243	-3.06%
13:00	986	499	495	81	-83.64%
14:00	608	300	416	23	-94.47%
15:00	1,578	153	780	0	-100.00%
16:00	1,075	923	666	0	-100.00%
17:00	499	1	314	0	-100.00%
18:00	688	2	234	0	-100.00%
19:00	31	12	14	0	-100.00%
20:00	27	14	13	0	-100.00%
21:00	29	14	14	0	-100.00%
22:00	29	1	18	0	-100.00%
23:00	29	14	14	0	-100.00%
All Day:	2,934	1	8,056	2,364	-70.66%